



Web Times ~ One Division has had its Course Shortened!!!.

Scenario

Because of fading winds, the Race Management team elect to shorten the course for the slower division of the fleet, and allow the fast boats to sail the original course.

The results processing being managed remotely. *WebTimes* is being used on the other finish boat, How is it handled?

One method would be to capture sail numbers and finish times 'the old fashioned way' (watches, pens and paper).

With some forward planning, TopYacht can be deployed at the second finish line circumventing the single-user limitations of WebTimes.

Prerequisites

- A computer with TopYacht installed.
Ideally the database should be a copy of that used to manage the results. This will show entrants entered into the series as a reference when using TopYacht's Stopwatch. However, if the database is NOT available, any TopYacht database may be used with a dummy series/race set up to capture finish times. The downside of this is that there will be no entrants listed. StopWatch will still operate properly!!!
- For timely dispatching the finish times to the processing centre, an on-board internet connection along with an accessible web-browser based Email account.
- Knowledge of the Email address and contact number of the remote processing centre

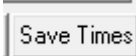
There are some guidelines and recommendations about setup and restrictions in a separate document. Click [HERE](#)

Procedure

- Set up a race
If you are using the Event Database, set up a race in the correct series, then add the entrants. Otherwise just set up a dummy series, and a dummy race.
- Open a Stopwatch Session In TopYacht
- Record the finishers as per any Stop Watch session.

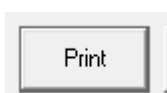
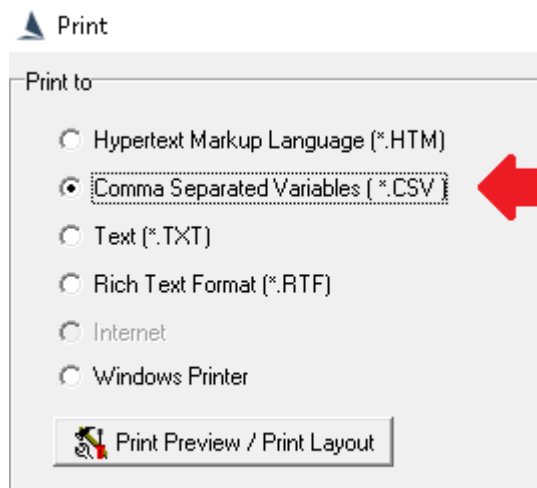
Note:

- Depending on the database used, some or all of the finishers may not match. Matching is when the background changes colour.

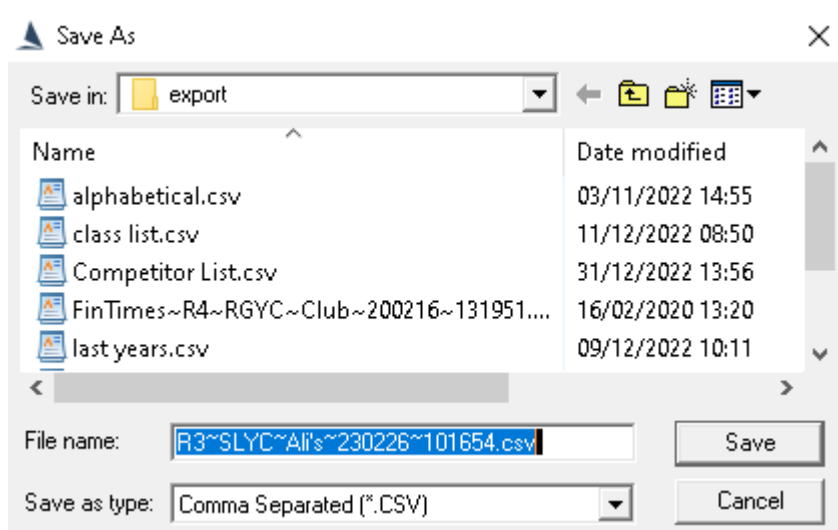
- After the last boat has finished, click 

- Then click 

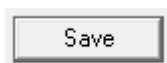
- Select 'Comma Separated Variables (*.CSV)



- Click
- A popup like this appears



In all likelihood, the default file name will not reflect reality. It is strongly recommended that the file name reflect the series label and race number. Make a mental note of the file name.



- Click
- Open a web-browser
- Log into the email account of your choice¹.
- Create a new Email, and address it to the person managing the results
- Include the event, series and race number in the body of the email. If you know the start time of the division being finished, include this as well.
- Attach the .csv file created above. It is saved in:
 - <C:\Users\Public\Documents\TopYacht\export> (Windows 7 and later)
 - <C:\Documents and Settings\All Users\Documents\TopYacht\export> (Windows XP)
- Send the Email
- Telephone the recipient/s and let them know it is on its way

¹ Do not click on 'Remember Password' for security reasons

Note:

Security upgrades for web servers and email services prevent the Email and FTP facilities in Stop Watch from functioning.